


## Grooves & Fills From "Pikalar"


By: Anika Nilles

### 1) "Synergy"


#### A. Groove (0:22)



#### B. Groove (0:45)




### 2) "Whitelines" - Bridge Groove (2:20-2:30)



### 3) "Mallay"

#### A. Intro Groove (0:00-0:06)



## Grooves & Fills From "Pikalar"

By: Anika Nilles

### B. Chorus Groove (0:23-0:30)

Two staves of musical notation for the Chorus Groove. The first staff contains a sequence of eighth-note patterns, each marked with a bracket and the number '5', indicating a quintuplet. The second staff contains a sequence of eighth-note patterns, each marked with a bracket and the number '5', indicating a quintuplet.

### 4) "Orange Leaves"

#### A. Fill (1:54)

A single staff of musical notation for the Fill. It features a sequence of eighth-note patterns, each marked with an 'x' above the notes, indicating a specific drum fill.

#### B. Modulation (2:32-2:42)

Two staves of musical notation for the Modulation. The first staff shows a sequence of eighth-note patterns, each marked with a circled 'x' above the notes, indicating a specific drum fill. The second staff shows a sequence of eighth-note patterns, each marked with a circled 'x' above the notes, indicating a specific drum fill. The notation includes a 3/4 time signature and a 4/4 time signature, indicating a modulation.

#### C. 4-against-5 Breakdown

A single staff of musical notation for the 4-against-5 Breakdown. It features a sequence of eighth-note patterns, each marked with a bracket and the number '4' above the notes, indicating a 4-measure phrase. The notation includes a 4/4 time signature and a 5-measure phrase, indicating a 4-against-5 breakdown.