

AC/DC - "Breaking The Rules"

Album: *For Those About To Rock (We Salute You)* (1981) ~
 Drummer: Phil Rudd ~ Transcription: Jon Foster

♩ = 64 bpm

Intro

1 *ff*

5 Play hi-hats with loose tension.

7


Verse 1

9 Play hi-hats with tight tension.
 Emphasize 8th note pulse on hi-hats. *f*

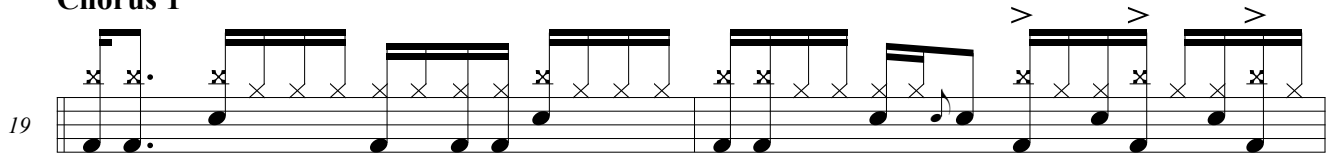
11

13

15

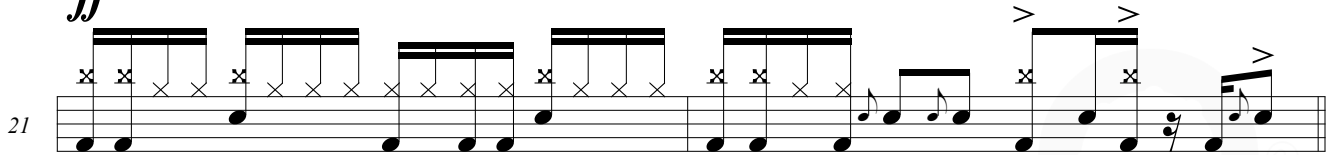
17 

Chorus 1

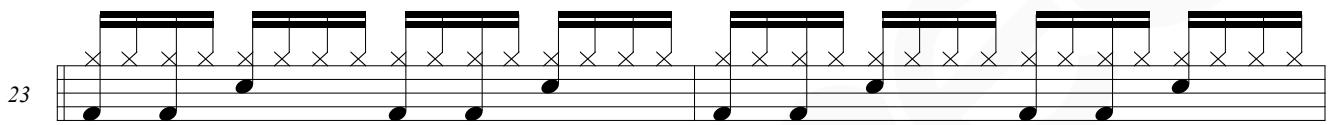
19 

Play hi-hats with loose tension.

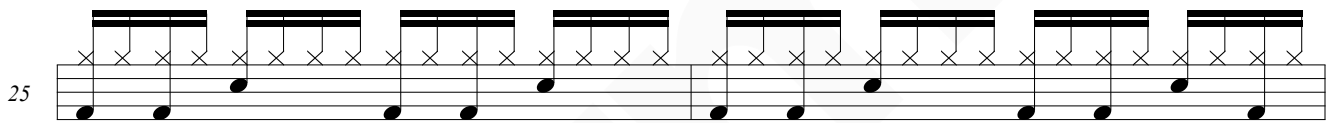
ff

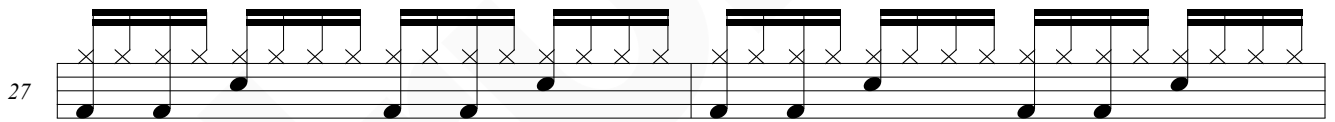
21 


Verse 2

23 

f Play hi-hats with tight tension.
Emphasize 8th note pulse on hi-hats.


25 

27 

29 

31 

Chorus 2

33 

ff Play hi-hats with loose tension.

35

Verse 3

37

Play hi-hats with tight tension.

f

39

41

Guitar Solo

43

ff

Play hi-hats with loose tension.

45

47

ff

49

Chorus 3

51

53

Musical notation for staff 53, featuring a drum pattern with hi-hats and snare. The pattern consists of eighth notes with hi-hats on the first and third notes of each pair, and snare on the second and fourth notes. The pattern is repeated across the staff.

55

Musical notation for staff 55, featuring a drum pattern with hi-hats and snare. The pattern consists of eighth notes with hi-hats on the first and third notes of each pair, and snare on the second and fourth notes. The pattern is repeated across the staff.

57

Musical notation for staff 57, featuring a drum pattern with hi-hats and snare. The pattern consists of eighth notes with hi-hats on the first and third notes of each pair, and snare on the second and fourth notes. The pattern is repeated across the staff.

59

Musical notation for staff 59, featuring a drum pattern with hi-hats and snare. The pattern consists of eighth notes with hi-hats on the first and third notes of each pair, and snare on the second and fourth notes. The pattern is repeated across the staff.

Outro

61

Musical notation for staff 61, featuring a drum pattern with hi-hats and snare. The pattern consists of eighth notes with hi-hats on the first and third notes of each pair, and snare on the second and fourth notes. The pattern is repeated across the staff.

Play hi-hats with tight tension.

f

63

Musical notation for staff 63, featuring a drum pattern with hi-hats and snare. The pattern consists of eighth notes with hi-hats on the first and third notes of each pair, and snare on the second and fourth notes. The pattern is repeated across the staff.

65

Musical notation for staff 65, featuring a drum pattern with hi-hats and snare. The pattern consists of eighth notes with hi-hats on the first and third notes of each pair, and snare on the second and fourth notes. The pattern is repeated across the staff.

67

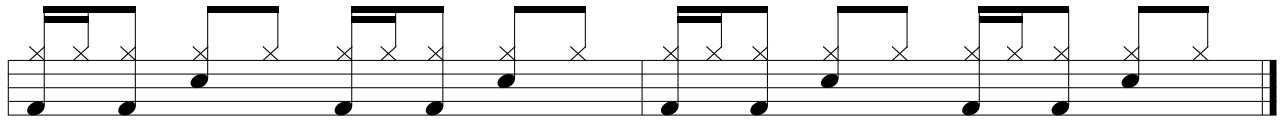
Musical notation for staff 67, featuring a drum pattern with hi-hats and snare. The pattern consists of eighth notes with hi-hats on the first and third notes of each pair, and snare on the second and fourth notes. The pattern is repeated across the staff.

fade out

69

Musical notation for staff 69, featuring a drum pattern with hi-hats and snare. The pattern consists of eighth notes with hi-hats on the first and third notes of each pair, and snare on the second and fourth notes. The pattern is repeated across the staff.

71



drumeo